

3500/60 and 3500/61 Temperature Modules

Datasheet

Bently Nevada Machinery Condition Monitoring

141540 Rev. L



Description

The 3500/60 & 61 modules provide six channels of temperature monitoring and accept both Resistance Temperature Detector (RTD) and Thermocouple (TC) temperature inputs. The modules condition these inputs and compare them against user-programmable alarm setpoints. The 3500/60 and 3500/61 provide identical functionality except that the 3500/61 provides recorder outputs for each of its six channels while the 3500/60 does not.

The user programs the modules to perform either RTD or TC temperature measurements using the 3500 Rack Configuration Software. Different I/O modules are available in RTD/TC non-isolated or TC isolated versions. The user can configure the RTD/TC non-isolated version to accept either TC or RTD, or a mixture of TC and RTD inputs. The TC isolated version provides 250 Vdc of channel-to-channel isolation to protect against external interference.

When used in a Triple Modular Redundant (TMR) configuration, temperature monitors must be installed adjacent to each other in groups of three. When used in this configuration, the system employs two types of voting to ensure accurate operation and to avoid single-point failures.




Specifications

Inputs

Signal	Accepts from 1 to 6 RTD or TC transducer signals.
Input Impedance	10 MΩ for each lead input.
Power Consumption	
3500/60	Nominal consumption of 7 watts.
3500/61	Nominal consumption of 9 watts.

Transducers


TCs	
Type E	-100 °C to +1000 °C, (-148 °F to +1832 °F).

 When using any of the isolated thermocouple I/O modules (-03 or -04 I/O ordering option) with Type E thermocouples, the available full-scale range will be reduced if the 3500 system is operated in an ambient temperature above +35C. The reduced range will be -60C to +1000C (-76F to +1832F). Rack configuration software will allow the user to configure a channel down to -100C but the system will not function properly in this scenario and therefore should not be configured to operate with these settings.

Type J	-18 °C to +760 °C, (+0 °F to +1400 °F).
Type K	-18 °C to +1370 °C, (+0 °F to +2498 °F)
.Type T	-160 °C to +400 °C, (-256 °F to +752 °F).

RTDs

100Ω 3-wire & 4-wire platinum RTD (alpha = 0.00385)	-200° C to +850° C (-328 °F to +1562 °F). With external barriers: -50 °C to +850 °C (-122 °F to +1562 °F).
100Ω 3-wire & 4-wire platinum RTD (alpha = 0.00392)	-200 °C to +700 °C (-328 °F to +1292 °F). With external barriers: -50 °C to +260 °C (-122 °F to + 1292 °F).
120Ω 3-wire & 4-wire nickel RTD	-80 °C to +260 °C (-112 °F to +500 °F). With external barriers: -50 °C to +260 °C (-122 °F to + 500 °F).
10Ω 3-wire & 4-wire copper RTD	-100 °C to +260 °C, (-148 °F to +500 °F). With external barriers: -50 °C to +260 °C (-122 °F to +500 °F).

 Platinum RTD's with 0.00385 alphas are the worldwide industrial standard and are recommended for all applications

I/O Modules

Isolated I/O Module
System Isolation: 500Vdc Channel to Channel Isolation: 250 Vdc
Isolation is only required for fault scenarios and these voltages will not be present on

the I/O module inputs when a wiring or field fault occurs.

Outputs

Front Panel LEDs

OK LED	Indicates when the Temperature Monitor is operating properly.
TX/RX LED	Indicates when the Temperature Monitor is communicating with other modules in the 3500 rack.
Bypass LED	Indicates when the Temperature Monitor is in Bypass Mode.

RTD Current Source Value

925 ±15 µA @ 25° C per transducer (single supply for the 4-wire RTD and two supplies for the 3-wire).

Recorder

+4 to +20 mA. Values are proportional to monitor full-scale. Individual recorder values are provided for each channel. Monitor operation is unaffected by short circuits on recorder outputs.


Voltage Compliance (current output)

0 to +12 Vdc range across load. Load resistance is 0 to 600 Ω.

Resolution

0.3662 µA per bit ±0.15% error at room temperature ±0.4% error over temperature range.

Signal Conditioning

 Specified at +25 °C (+77 °F) unless otherwise noted.

Full-scale range for each channel is set in the field via 3500 Configuration Software. No calibration is required.

RTDs and TCs (except for 10Ω Copper RTDs)

Resolution 1 °C or 1 °F

Accuracy

Internal Termination Non-Isolated

Bulkhead Rack ±3 °C at 25 °C (±5.4 °F at 77 °F).

Standard Rack ±3 °C at 25 °C (±5.4 °F at 77 °F).

External Termination Non-Isolated

Bulkhead Rack ±3 °C at 25 °C (±5.4 °F at 77 °F).

Standard Rack ±1 °C at 25 °C (±1.8 °F at 77 °F).

Internal Termination Isolated

Bulkhead Rack ±2 °C at 25 °C (±3.6 °F at 77 °F).

±3 °C at 25 °C (±5.4 °F at 77 °F).

Standard Rack ±3 °C at 25 °C (±5.4 °F at 77 °F).

External Termination Isolated

Bulkhead Rack ±1 °C at 25 °C (±1.8 °F at 77 °F).

Standard Rack °C at 25 °C (±1.8 °F at 77 °F)

10 Ω Copper RTDs

Resolution 1 °C or 1 °F

Accuracy ±3 °C at 25 °C

	(±5.4 °F at 77 °F).
Cold Junction Compensation Sensor (used for TC measurements)	
Accuracy	±1° C at 25 °C (±1.8 °F at 77 °F).

Alarms

Alarm Setpoints	The user can set Alert and Danger setpoints for the value measured by the monitor using software configuration. Alarms are adjustable from 0 to 100% of full-scale for each measured value. The exception is when the full-scale range exceeds the range of the sensor. In this case, the range of the sensor will limit the setpoint. Accuracy of alarms are to within 0.13% of the desired value. The Temperature Monitors have both under and over alarm setpoints.
-----------------	--

Alarm Time Delays

The user can program alarm delays using software as follows:

Alert	From 1 to 60 seconds in 1 second intervals.
Danger	From 1 to 60 seconds in 0.5 second intervals

Measured Values

Measured values are temperature measurements used to monitor the machine. The Temperature Monitors return temperature measured values.

Ordering Information



For the detailed listing of country and product specific approvals, refer to the *Approvals Quick Reference Guide* (108M1756) available from Bently.com.

Without Recorder Outputs

3500/60-AA-BB

A:I/O Module Type

0 1	RTD/TC Non-isolated I/O Module Internal Terminations
0 2	RTD/TC Non-isolated I/O Module External Terminations
0 3	TC Isolated I/O Module Internal Terminations
0 4	TC Isolated I/O Module External Terminations
0 5	RTD/TC Non-isolated I/O Module with Internal Barriers

B:Agency Approval Option

0 0	None
0 1	CSA/NRTL/C (Class 1, Div 2)
0 2	ATEX/ IECEx/ CSA (Class 1, Zone 2)

Recorder Outputs

3500/61-AA-BB

A:I/O Module Type

0 1	RTD/TC Non-isolated I/O Module Internal Terminations
0 2	RTD/TC Non-isolated I/O Module External Terminations
0 3	TC Isolated I/O Module Internal Terminations
0 4	TC Isolated I/O Module External

	Terminations
0 5	RTD/TC Non-isolated I/O Module with Internal Barriers
B:Agency Approval Option	
0 0	None
0 1	CSA/NRTL/C (Class 1, Div 2)
0 2	ATEX/ IECEx/ CSA (Class 1, Zone 2)