OL2109 DC Sinking Output Module

Outputs	8	**Card Cage Power required**	140 mA
Output Type	NPN open collector transistor	**Status indicators**	Logic side LED
Voltage Rating	0 - 40VDC	**Peak Voltage**	80VDC
On voltage drop	.75V @ 100mA .95V @ 300mA	**Terminal strip**	Plug In (removable)
Commons	2 (connected internally)	**Terminal screw**	Slotted (0.1" blade max)
Maximum continuous load current	300 mA	**Maximum terminal wire gauge**	18 AWG (use copper conductors)
Maximum surge current	1.0A for 5 seconds	**Required Temperature rating of field installed conductors**	60°C/75°C
Weight	1.1 oz (30 g)	**Terminal block torque**	2.2 lb-in
Type	9	**Subtype**	2

The OL2109 Transistor Output module provides eight optically isolated transistor outputs which can be used for switching small DC loads. Individual LED indicators provide visual feedback of output state.

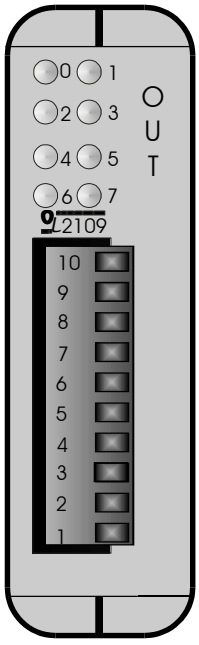

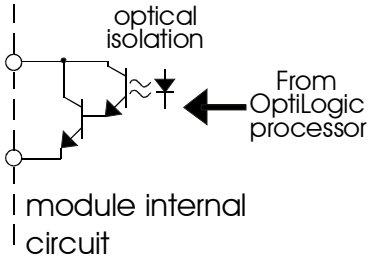

Terminal		Terminal	
1	Common	6	Out 3
2	Common	7	Out 4
3	Out 0	8	Out 5
4	Out 1	9	Out 6
5	Out 2	10	Out 7

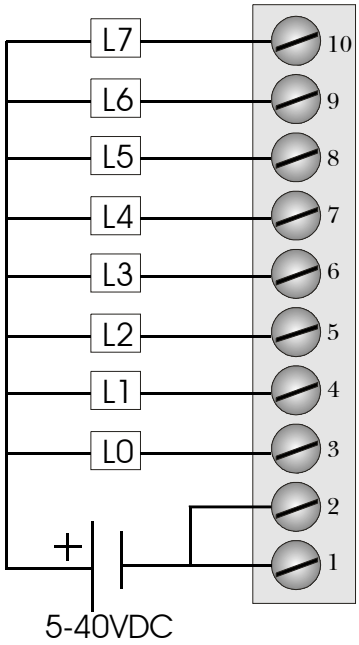

Connection diagram